

# *Sapporo 2010*

The 12th International  
Scanning Probe Microscopy Conference

Final Program

Keio Plaza Hotel Sapporo  
*Sapporo, Hokkaido, Japan*

May 10-12, 2010

## Timetable at a glance

May 10 (Mon)	May 11 (Tue)	May 12 (Wed)
Session MoA 9:00 - 11:00	Session TuD 9:00 - 10:45	Session WeH 9:15 - 11:00
Coffee Break	Coffee Break	Coffee Break
Session MoB 11:30 - 12:45	Session TuE 11:15 - 12:45	Session WeI 11:30 - 12:45
Lunch	Lunch	Lunch
Session MoC 14:15 - 15:30	Session TuF 14:15 - 16:00	Session WeJ 14:15 - 15:45
Exhibitor Presentation 15:35 - 16:40	Coffee Break	Coffee Break
Poster Session MoP 16:50 - 18:20	Session TuG 16:30 - 18:15	Session WeK 16:15 - 17:45

### Registration

Registration desk will be open during the following hours:

- May 9 (Sun) 18:00 - 19:30 [only for pre-registrants]
- May 10 (Mon) 8:00 - 18:20
- May 11 (Tue) 8:30 - 18:15
- May 12 (Wed) 8:30 - 17:45

# Program

May 10 (Monday), 2010

**Session MoA** Chair: C.L. Grimellec (CNRS, France)

9:00 **Opening Address**

T. Takahashi [General Chair]  
*University of Tokyo (Japan)*

9:15 MoA-1PL (Plenary)

**Nanotechnology Inspired by SPM**

H. Tokumoto<sup>1,2</sup>  
<sup>1</sup>*Chuo University*, <sup>2</sup>*AIST (Japan)*

10:00 MoA-2I (Invited)

**Cryo Atomic Force Microscopy of IgM: Novel Structure and Functional Implications**

Z. Shao<sup>1</sup> and D.M. Czajkowsky<sup>2</sup>  
<sup>1</sup>*Shanghai Jiao Tong University (China)*, <sup>2</sup>*Chinese Academy of Sciences (China)*

10:30 MoA-3

**Improved Localization of Cellular Membrane Receptors Using Combined  
Fluorescence Microscopy and Simultaneous Topography and Recognition Imaging**

M. Duman<sup>1</sup>, M. Pflieger<sup>1</sup>, R. Zhu<sup>1</sup>, C. Rankl<sup>2</sup>, L.A. Chtcheglova<sup>1</sup>, I. Neundlinger<sup>1</sup>,  
B.L. Bozna<sup>1</sup>, B. Mayer<sup>1</sup>, M. Salio<sup>3</sup>, D. Shepherd<sup>3</sup>, P. Polzella<sup>3</sup>, M. Moertelmaier<sup>2</sup>, G. Kada<sup>2</sup>,  
A. Ebner<sup>1</sup>, M. Dieudonne<sup>4</sup>, G.J. Scheutz<sup>1</sup>, V. Cerundolo<sup>3</sup>, F. Kienberger<sup>2</sup> and P. Hinterdorfer<sup>1</sup>  
<sup>1</sup>*University of Linz (Austria)*, <sup>2</sup>*Agilent Technologies (Austria)*, <sup>3</sup>*University of Oxford (UK)*,  
<sup>4</sup>*Agilent Technologies (Belgium)*

10:45 MoA-4

**Structural and Genetic Responses to Mechanical AFM Stimulation in Live Cells**

Y.R. Silberberg, M. Kumeta and K. Takeyasu  
*Kyoto University (Japan)*

11:00 - 11:30 *Coffee Break*

**Session MoB** Chair: Z. Shao (Shanghai Jiao Tong University, China)

11:30 MoB-1I (Invited)

**Pulling and Pushing Proteins This Way and That Way**

A. Ikai, T. Hakari, H. Sekiguchi, S. Machida, T. Nakayama and R. Afrin  
*Tokyo Institute of Technology (Japan)*

12:00 MoB-2

**Local Structure and Dynamics of Cortex at Cell Periphery**

K. Tamura, T. Mizutani, H. Haga and K. Kawabata  
*Hokkaido University (Japan)*

12:15 MoB-3

**Tensile Property of Delipidated Red Blood Cell Cytoskeleton**

R. Afrin, M. Nakaji, H. Sekiguchi, S. Machida, T. Nakayama and A. Ikai  
*Tokyo Institute of Technology (Japan)*

12:30 MoB-4  
**The Effect of Low Ciprofloxacin Concentrations on Enteroggregative Escherichia Coli and the Role of the Surface Protein Dispersin**  
N.P. Mortensen<sup>1</sup>, J.D. Fowlkes<sup>1</sup>, S. Trevino-Dopatka<sup>1</sup>, N. Boisen<sup>2</sup>, M.J. Doktycz<sup>1</sup>, J.P. Nataro<sup>2</sup> and D.P. Allison<sup>1,3</sup>  
<sup>1</sup>*Oak Ridge National Laboratory*, <sup>2</sup>*University of Maryland School of Medicine*, <sup>3</sup>*University of Tennessee (USA)*

12:45 - 14:15 *Lunch*

**Session MoC** Chair: R. García (Madrid Microelectronics Institute, Spain)

14:15 MoC-1  
**Non-contact High-speed Force Microscopy**  
R. Harniman, L. Picco, D. Engledew, M. Antognozzi and M. Miles  
*University of Bristol (UK)*

14:30 MoC-2  
**Development of FM-AFM Operated in Liquids Using Electrostatic Force Excitation**  
K. Umeda<sup>1</sup>, Y. Hirata<sup>2</sup>, N. Oyabu<sup>1,3</sup>, K. Kobayashi<sup>1</sup> and H. Yamada<sup>1</sup>  
<sup>1</sup>*University of Kyoto*, <sup>2</sup>*National Institute of Advanced Industrial Science and Technology*,  
<sup>3</sup>*JST Development of Systems and Technology for Advanced Measurement and Analysis (Japan)*

14:45 MoC-3  
**High-Resolution Imaging in Liquid Using Frequency-Modulation Torsion Mode Atomic Force Microscopy**  
C.-W. Yang, P.-H. Su and I.-S. Hwang  
*Academia Sinica (Taiwan, R.O.C.)*

15:00 MoC-4  
**Influence of the Sliding Speed on Adhesion and Friction Forces**  
O. Noel<sup>1</sup>, H. Nasrallah<sup>1</sup>, P.E. Mazeran<sup>2</sup>  
<sup>1</sup>*University of Le Mans*, <sup>2</sup>*Technological University of Compiègne (France)*

15:15 MoC-5  
**Copper Nanofabrication of Direct Electrochemical AFM Lithography Using an Intermediate Self-Assembled Monolayer**  
G. Kwon, J.B. Yoo, H. Chu, C. Han, C.C. Chung and H. Lee  
*Hanyang University (Korea)*

15:30 - 15:35 *Break*

15:35 - 16:40 **Session MoEX: Exhibitor Presentation**

16:40 - 16:50 *Break*

16:50 - 18:20 **Session MoP: Poster Session**

## May 11 (Tuesday), 2010

**Session TuD**      Chair: M.J. Miles (University of Bristol, U.K.)

9:00 TuD-1I (Invited)

**High-resolution Three-dimensional Force Mapping in Various Environments**

H. Yamada

*Kyoto Univeristy (Japan)*

9:30 TuD-2

**Characterization of Self-oscillating Soft Imaging by Means of Photothermal Excitation**

M. Vassalli<sup>1</sup>, P. Paoletti<sup>2</sup>, M. Basso<sup>3</sup>, V. Pini<sup>4</sup> and B. Tiribilli<sup>2</sup>

<sup>1</sup>*IBF-CNR (Italy)*, <sup>2</sup>*ISC-CNR (Italy)*, <sup>3</sup>*University of Florence (Italy)*, <sup>4</sup>*IMM-CSIC (Spain)*

9:45 TuD-3

**Considering Criteria for Stable Self-Oscillation in Frequency-Modulation Atomic Force Microscopy**

Y. Hosokawa, K. Kobayashi, H. Yamada and K. Matsushige

*Kyoto University (Japan)*

10:00 TuD-4

**Frequency-Resolved Water Dynamics on a Hydrophilic Surface Studied with Wideband Magnetic Excitation AFM**

T. Ogawa, S. Kurachi, M. Kageshima, Y. Naitoh, Y.J. Li and Y. Sugawara

*Osaka University (Japan)*

10:15 TuD-5

**Force Spectroscopy at Liquid-Oxide Interfaces**

T.T. Hiasa<sup>1</sup>, K. Kimura<sup>1</sup>, H. Onishi<sup>1</sup>, R. Kokawa<sup>1,2,3</sup>, M. Ohta<sup>2</sup>, K. Watanabe<sup>2</sup>, M. Yamazaki<sup>2</sup>, N. Oyabu<sup>4</sup>, K. Kobayashi<sup>4</sup> and H. Yamada<sup>4</sup>

<sup>1</sup>*Kobe University*, <sup>2</sup>*Shimadzu Corp.*, <sup>3</sup>*JST*, <sup>4</sup>*Kyoto University (Japan)*

10:30 TuD-6

**Force Mapping on NaCl(100)/Cu(111) Surface by Atomic Force Microscopy**

K. Tenjin, Y. Naitoh, Y.J. Li and Y. Sugawara

*Osaka University (Japan)*

10:45 - 11:15 *Coffee Break*

**Session TuE**      Chair: H. Yamada (Kyoto University, Japan)

11:15 TuE-1

**Towards All Optical Force Microscopy**

D.B. Phillips<sup>1</sup>, D.M. Carberry<sup>1</sup>, S.H. Simpson<sup>1</sup>, S. Hanna<sup>1</sup>, M.J. Padgett<sup>2</sup> and M.J. Miles<sup>1</sup>

<sup>1</sup>*University of Bristol*, <sup>2</sup>*University of Glasgow (UK)*

11:30 TuE-2

**Nanoscale Infrared Spectroscopy with the Atomic Force Microscope**

C.B. Prater, D. Cook, M. Lo and K. Kjoller

*Anasys Instruments (USA)*

- 11:45 TuE-3  
**Local Photothermal Measurements by AFM around Grain Boundary in Multicrystalline Silicon Material**  
K. Hara and T. Takahashi  
*University of Tokyo (Japan)*
- 12:00 TuE-4  
**Local Current-voltage Behaviors of Polycrystalline Cu(In,Ga)Se<sub>2</sub> Thin Films Investigated by Conductive Atomic Force Microscopy**  
R.H. Shin, A.R. Jeong and W. Jo  
*Ewha Womans University (Korea)*
- 12:15 TuE-5  
**Frequency Dependence in Advanced KPFM and SCM on Semiconductors**  
A.-D. Müller<sup>1</sup>, C. Baumgart<sup>2</sup>, H. Schmidt<sup>2</sup> and F. Müller<sup>1</sup>  
<sup>1</sup>Anfatec Instruments AG, <sup>2</sup>FZ Rossendorf (Germany)
- 12:30 TuE-6  
**Numerical Investigation of Electrode Surface Potential Mapping with Scanning Electrochemical Potential Microscopy**  
R.F. Hamou, P.U. Biedermann, A. Erbe and M. Rohwerder  
*Max-Planck-Institut (Germany)*

12:45 - 14:15 *Lunch*

**Session TuF**      Chair: P. Hinterdorfer (Johannes Kepler University Linz, Austria)

- 14:15 TuF-1I (Invited)  
**Improved Non-contact AFM for the Non-destructive Analysis of Organic Interfaces and Near-field Optics**  
L.M. Eng  
*University of Technology Dresden (Germany)*
- 14:45 TuF-2  
**Local Electrical Investigations of Carbon Nanotube Network Devices with Scanning Probe Microscopy**  
J.-Y. Park  
*Ajou University (Korea)*
- 15:00 TuF-3  
**Microbial Interactions with Engineering Metal and Metal Oxide Nanoparticles**  
M.J. Doktycz, A.K. Suresh, N.P. Mortensen, W. Wang, S.D. Brown, B. Gu, D.C. Joy, J.W. Moon, T.J. Phelps, D.A. Pelletier and D.P. Allison  
*University of Tennessee (USA)*
- 15:15 TuF-4  
**Quantitative Dielectric Mapping of Nano-structured Systems by Means of Electrostatic Force Microscopy**  
G.A. Schwartz<sup>1</sup>, R. Arinero<sup>2</sup>, C. Riedel<sup>1,2,3</sup>, P. Tordjeman<sup>4</sup>, A. Alegria<sup>1</sup> and J. Colmenero<sup>1,3</sup>  
<sup>1</sup>CFM-CSIC (Spain), <sup>2</sup>IES (France), <sup>3</sup>Donostia International Physics Center (Spain), <sup>4</sup>IMFT (France)

15:30 TuF-5  
**Imaging the Temperature-frequency Dependence of the Local Dielectric Response of Phase Separated Polymer Films by Means of EFM**  
C. Riedel<sup>1,2,3</sup>, R. Sweeney<sup>4</sup>, N. Israeloff<sup>4</sup>, R. Arinero<sup>1</sup>, G.A. Schwartz<sup>2</sup>, A. Alegria<sup>2,3</sup>, Ph. Tordjeman<sup>5</sup> and J. Colmenero<sup>2,3</sup>  
<sup>1</sup>Université Montpellier II (France), <sup>2</sup>UPV/EHU (Spain), <sup>3</sup>Donostia International Physics Center (Spain), <sup>4</sup>Northeastern University (USA), <sup>5</sup>Université de Toulouse (France)

15:45 TuF-6  
**STM Study of Two-dimensional Chiral Transition, Amplification and Tuning in a Molecular Assembly on an HOPG Surface**  
T. Chen<sup>1</sup> and L.-J. Wan<sup>2</sup>  
<sup>1</sup>Chinese Academy of Sciences, <sup>2</sup>Beijing National Laboratory for Molecular Sciences (China)

16:00 - 16:30 *Coffee Break*

**Session TuG** Chair: L. Eng (University of Technology Dresden, Germany)

16:30 TuG-1I (Invited)  
**Bimodal Atomic Force Microscopy: Fundamentals and Applications**  
R. García  
*Instituto de Microelectrónica de Madrid (Spain)*

17:00 TuG-2  
**Peak Force Tapping QNM and ScanAsyst**  
S. Kaemmer and N. Erina  
*Veeco Instruments (USA)*

17:15 TuG-3  
**Anti-drift and Auto-alignment Mechanism for an Astigmatic Detection System**  
E.-T. Hwu<sup>1,2</sup>, H. Illers<sup>2</sup>, I.-S. Hwang<sup>2</sup>, L. Jusko<sup>2</sup> and H.-U. Danzebrink<sup>1</sup>  
<sup>1</sup>Physikalisch-Technische Bundesanstalt (Germany), <sup>2</sup>Academia Sinica (China)

17:30 TuG-4  
**Higher Harmonic Generation in Amplitude Modulation AFM**  
E.T. Herruzo and R. García  
*IMM-CSIC (Spain)*

17:45 TuG-5  
**Local Hysteresis Loops by Variable Field Magnetic Force Microscopy**  
M. Jaafar<sup>1,2</sup>, O. Iglesias-Freire<sup>1</sup> and A. Asenjo<sup>1</sup>  
<sup>1</sup>CSIC, <sup>2</sup>UAM (Spain)

18:00 TuG-6  
**High-resolution Imaging of Ferritin by Bimodal Magnetic AFM in Liquid**  
C. Dietz, E.T. Herruzo and R. García  
*IMM-CSIC (Spain)*

**May 12 (Wednesday), 2010**

**Session WeH**      Chair: M.J. Doktycz (Oak Ridge National Laboratory, U.S.A.)

9:15 WeH-1I (Invited)

**Beyond the Optical Resolution in Living Cell: Biomedical Applications of Scanning Ion Conductance Microscopy**

Y. Korchev

*Imperial College London (UK)*

9:45 WeH-2

**High-frequency Electromagnetic Dynamics Properties of THP1 Cells Using Scanning Microwave Microscopy**

Y.J. Oh<sup>1</sup>, M. Hochleitner<sup>1</sup>, H.-P. Huber<sup>1</sup>, M. Duman<sup>1</sup>, B. Bozna<sup>1</sup>, M. Kastner<sup>1</sup>, M. Rang<sup>1</sup>, F. Kienberger<sup>2</sup> and P. Hinterdorfer<sup>1</sup>

<sup>1</sup>*Johannes Kepler University Linz,* <sup>2</sup>*Agilent Technologies Austria GmbH (Austria)*

10:00 WeH-3

**Combining AFM with Hollow Cantilevers for Electrophysiological Measurements**

P. Behr<sup>1,2</sup>, P. Dörig<sup>1</sup>, M. Gabi<sup>1,2</sup>, E. Sarajlic<sup>2,3</sup>, D. Bijl<sup>2,3</sup>, J. Vörös<sup>1</sup> and T. Zambelli<sup>1</sup>

<sup>1</sup>*ETH (Switzerland),* <sup>2</sup>*Cytosurge LLC (Switzerland),* <sup>3</sup>*SmartTip B.V. (The Netherlands)*

10:15 WeH-4

**Recognition Imaging on Macrophages**

L. Chtcheglova<sup>1</sup>, F. Ahmad<sup>2</sup>, S. Kuznetsov<sup>2</sup> and P. Hinterdorfer<sup>1</sup>

<sup>1</sup>*University of Linz (Austria),* <sup>2</sup>*University of Rostock (Germany)*

10:30 WeH-5

**Simultaneous Topography and Recognition of Proteins in the Pathological Deposits in Pseudoexfoliation Syndrome Using AFM**

R. Creasey<sup>1</sup>, S. Sharma<sup>1</sup>, C. Gibson<sup>1</sup>, J. Craig<sup>1</sup>, T. Becker<sup>2</sup>, P. Hinterdorfer<sup>3</sup> and N. Voelcker<sup>1</sup>

<sup>1</sup>*Flinders University of SA (Australia),* <sup>2</sup>*Curtin University of Technology (Australia),*

<sup>3</sup>*Johannes Kepler Universität Linz (Austria)*

10:45 WeH-6

**Single Molecule Recognition Force Spectroscopy (SMRFS) on Living Cells**

L. Wildling<sup>1</sup>, A. Ebner<sup>1</sup>, C. Rankl<sup>2</sup>, T. Haselgrübler<sup>1</sup>, H. Gruber<sup>1</sup>, H. Oberleithner<sup>3</sup>, H. Sitte<sup>4</sup> and P. Hinterdorfer<sup>1</sup>

<sup>1</sup>*University of Linz (Austria),* <sup>2</sup>*Agilent Technologies (Austria),* <sup>3</sup>*University of Muenster (Germany),* <sup>4</sup>*University of Vienna (Austria)*

11:00 - 11:30 *Coffee Break*

**Session WeI**      Chair: Z. Leonenko (University of Waterloo, Canada)

11:30 WeI-II (Invited)

**Polarization Controlled Electronic Effects on Ferroelectric Surfaces**

A. Gruverman

*University of Nebraska (USA)*



12:00 WeI-2  
**Optical Near-Field Characterization of Plasmonic and Magnetoplasmonic Nanostructures**  
A. Vitrey, E. Ferreiro-Vila, A. García-Martín, M.U. González and J.M. Garcia-Martín  
*IMM-CNM-CSIC (Spain)*

12:15 WeI-3  
**Magnetic Force Microscopy of Composite Magnetic Nanoparticles**  
C.S. Neves<sup>1</sup>, P. Quaresma<sup>1,2</sup>, P.A. Carvalho<sup>3</sup>, J.P. Araújo<sup>4</sup>, P.V. Baptista<sup>2</sup>, E. Pereira<sup>1</sup> and P. Eaton<sup>1</sup>  
<sup>1</sup>*Universidade do Porto*, <sup>2</sup>*UNL*, <sup>3</sup>*IST*, <sup>4</sup>*IFIMUP (Portugal)*

12:30 WeI-4  
**Atom Manipulation and Force Spectroscopy on Cu(110)-O Surface with Low Temperature AFM**  
Y. Kinoshita, T. Satou, Y. Notoh, Y.J. Li and Y. Sugawara  
*Osaka University (Japan)*

12:45 - 14:15 *Lunch*

**Session WeJ**      Chair: Y. Korchev (Imperial Colledge London, U.K.)

14:15 WeJ-II (Invited)  
**High-resolution AFM of the Bacterial Photosynthetic Apparatus**  
L.-N. Liu and S. Scheuring  
*Institut Curie (France)*

14:45 WeJ-2  
**Dynamic Scanning Force Microscopy in Air: As Close as Possible**  
E. Palacios-Lidón, B. García-Pérez and J. Colchero  
*University of Murcia (Spain)*

15:00 WeJ-3  
**Electrostatic Interactions in Amyloid Fibril Formation and Toxicity**  
B. Moores, F. Hane and Z. Leonenko  
*University of Waterloo (Canada)*

15:15 WeJ-4  
**Levers Fit to Measure Molecular Machines**  
M. Antognozzi and J.K.H. Hoerber  
*University of Bristol (UK)*

15:30 WeJ-5  
**Compact Manipulator Based on an Atomic Force Microscope Coupled with a Haptic Device for Multi-probe Manipulation of Biological Samples**  
F. Iwata<sup>1</sup>, Y. Mizuguchi<sup>1</sup> and T. Ushiki<sup>2</sup>  
<sup>1</sup>*Shizuoka University*, <sup>2</sup>*Niigata University (Japan)*

15:45 - 16:15 *Coffee Break*

**Session WeK**      Chair: H. Hoerber (University of Bristol, U.K.)

16:15 WeK-1

**The Application of Chlorite Mineral Surfaces in the Observation and Manipulation of Bio-molecules**

C. Hounsome and M. Antognozzi  
*University of Bristol (UK)*

16:30 WeK-2

**FluidFM Technology - A New Tool for Micromanipulation**

P. Dörig<sup>1</sup>, P. Stiefel<sup>1</sup>, E. Sarajlic<sup>2,3</sup>, D. Biji<sup>2,3</sup>, P. Behr<sup>1,2</sup>, M. Gabi<sup>1,2</sup>, J. Vörös<sup>1</sup>, J. Vorholt<sup>1</sup> and T. Zambelli<sup>1</sup>  
<sup>1</sup>*ETH Zurich (Switzerland)*, <sup>2</sup>*Cytosurge GmbH (Switzerland)*, <sup>3</sup>*SmartTip BV (The Netherlands)*

16:45 WeK-3

**Fabrication of Plasmonic Nanostructures by Atomic Force Microscopy Nanolithography**

H.-A. Chen and H.-N. Lin  
*National Tsing Hua University (Taiwan, R.O.C.)*

17:00 WeK-4

**Line Patterning Using a Scanning Probe Lithography Technique**

C. Han, G. Kwon, H. Lee and C.C. Chung  
*Hanyang University (Korea)*

17:15 WeK-5

**Nanoparticle Alignment and Nanoscale Stamp Manufacture by Atomic Force Microscopy Indentation**

C.H. Shin, K.J. Kim, Z.G. Khim, Y.S. Kim and B.-H. Sohn  
*Seoul National University (Korea)*

17:30 **Closing Remarks**

T. Takahashi<sup>1</sup> and T. Ushiki<sup>2</sup>  
<sup>1</sup>*University of Tokyo*, <sup>2</sup>*Niigata University (Japan)*

## Poster Program

May 10 (Monday), 2010  
16:50 - 18:20

- MoP-01 **High Speed Friction Measurements**  
O.D. Payton, A.R. Champneys, M.E. Homer, L. Picco and M.J. Miles  
*University of Bristol (UK)*
- MoP-02 **Non-contact High-speed Force Microscopy - HS TDFM the Technique**  
R. Harniman, L. Picco, D. Engledew, M. Antognozzi and M.J. Miles  
*University of Bristol (UK)*
- MoP-03 **High-Speed AFM Imaging Using Commercial Low-speed Cantilevers**  
J. Soullier<sup>1</sup>, J. Kokavecz<sup>1</sup>, M. Ewald<sup>2</sup>, I. Casuso<sup>3</sup>, P.-E. Milhiet<sup>1</sup>, S. Scheuring<sup>3</sup>,  
E. Lesniewska<sup>2</sup> and C.L. Grimallec<sup>1</sup>  
<sup>1</sup>INSERM, <sup>2</sup>Université de Bourgogne, <sup>3</sup>Institut Curie (France)
- MoP-04 **Phase Detection for High Speed Noncontact Mode AFM**  
D. Lee, H. Lee and Y. Seo  
*Sejong University (Korea)*
- MoP-05 **Measuring Forces on a Single Molecule Level - Advances in AFM Force Spectroscopy and Imaging**  
G. Behme, H. Haschke, R. Owen and T. Jaehnke  
*JPK Instruments AG (Germany)*
- MoP-06 **FM-AFM Study of Proteins on Lipid Rafts**  
T. Sugihara<sup>1</sup>, T. Hiasa<sup>1</sup>, H. Onishi<sup>1</sup>, K. Kimura<sup>1</sup>, M. Ohata<sup>1</sup>, K. Watanabe<sup>2</sup>, R. Kokawa<sup>1,2,3</sup>,  
N. Oyabu<sup>3,4</sup>, K. Kobayashi<sup>4</sup>, H. Yamada<sup>4</sup>, T. Iwasaki<sup>1</sup> and Y. Fukami<sup>1</sup>  
<sup>1</sup>Kobe University, <sup>2</sup>Shimadzu Corp., <sup>3</sup>JST, <sup>4</sup>Kyoto University (Japan)
- MoP-07 **Site-selective Dynamic Force Spectroscopy of Biotin-Streptavidin/Avidin Interactions**  
A. Taninaka, O. Takeuchi and H. Shigekawa  
*University of Tsukuba (Japan)*
- MoP-08 **The Formation of Nano-shell between COS and GNPs for Cancer Therapy**  
I.H. Cho and I.J. Kang  
*Kyungwon University (South Korea)*
- MoP-09 **The Nucleosome-like Fundamental Unit of Liquid Crystalline Chromosome Revealed by Atomic Force Microscopy**  
S. Sun and J.T.Y. Wong  
*Hong Kong University of Science and Technology (China)*
- MoP-10 **Rheology of Transformed Cells Investigated by AFM**  
Y. Mizutani, P.G. Cai, M. Tsuchiya, K. Kawahara and T. Okajima  
*Hokkaido University (Japan)*

- MoP-11 **Drug-Induced Changes of Single Cell Rheology Investigated by Atomic Force Microscopy**  
P.G. Cai, Y. Mizutani, M. Tsuchiya, K. Kawahara and T. Okajima  
*Hokkaido University (Japan)*
- MoP-12 **Mode Synthesizing Atomic Force Microscopy of Plant Cells**  
 L. Tetard<sup>1,2</sup>, A. Passian<sup>1,2</sup>, R.H. Farahi<sup>1</sup>, A. Lereu<sup>3</sup> and T. Thundat<sup>1,2</sup>  
<sup>1</sup>*Oak Ridge National Laboratory*, <sup>2</sup>*University of Tennessee*, <sup>3</sup>*CINaM CNRS*
- MoP-13 **Recognition of Invariant Natural Killer T (iNKT) Cell Agonists by iNKT T Cell Receptor Using Single Molecule Force Spectroscopy**  
B.L. Bozna<sup>1</sup>, C. Rankl<sup>2</sup>, R. Zhu<sup>1</sup>, M. Duman<sup>1</sup>, P. Polzella<sup>3</sup>, D. Shepherd<sup>3</sup>, M. Salio<sup>3</sup>, V. Cerundolo<sup>3</sup> and P. Hinterdorfer<sup>1</sup>  
<sup>1</sup>*Johannes Kepler University (Austria)*, <sup>2</sup>*Agilent Technologies Austria GmbH (Austria)*, <sup>3</sup>*University of Oxford (UK)*
- MoP-14 **Direct Manipulation of Intracellular Structures Using Fabricated AFM Cantilevers**  
S. Machida<sup>1,2</sup>, T.W. Nakayama<sup>1</sup>, I. Harada<sup>1</sup>, R. Afrin<sup>1</sup>, T. Nakayama<sup>2,3</sup> and A. Ikai<sup>1</sup>  
<sup>1</sup>*Tokyo Tech*, <sup>2</sup>*NIMS MANA*, <sup>3</sup>*University of Tsukuba (Japan)*
- MoP-15 **Direct Detection of Cellular Adaptation to Local Cyclic Stretching at the Single Cellular Level with AFM**  
T.W. Nakayama, S. Machida, I. Harada, H. Sekiguchi, R. Afrin and A. Ikai  
*Tokyo Tech. (Japan)*
- MoP-16 **ROCKed Cell Surfaces: Distinct Contributions of RhoA-Effectors to Stiffness of Cell Surfaces**  
K. Tamura, T. Mizutani, H. Haga and K. Kawabata  
*Hokkaido University (Japan)*
- MoP-17 **Study of Interaction between LDL and LOX-1 on the CII by SPM**  
 M. Mizuoka, S. Nishino and T. Yoshino  
*Prefectural University of Hiroshima (Japan)*
- MoP-18 **The Transient Receptor Potential (TRP) Channels TRPP2 and TRPC1 Form a Heterotetramer with a 2:2 Stoichiometry and an Alternating Subunit Arrangement**  
T. Kobori<sup>1,3</sup>, G.D. Smith<sup>2</sup>, R. Sandford<sup>2</sup> and J.M. Edwardson<sup>1</sup>  
<sup>1</sup>*Cambridge University (UK)*, <sup>2</sup>*Addenbrooke Hosp. (UK)*, <sup>3</sup>*Natl. Agr. Food Res. Org. (Japan)*
- MoP-19 **Collagen Fibril Formation by Human Osteosarcoma Cells Observed by Atomic Force Microscopy**  
O. Hoshi and T. Ushiki  
*Niigata University (Japan)*
- MoP-20 **Phase Transition and Long-Range Ordering of Dialkyl Diselenide Self-Assembled Monolayers on Au(111)**  
 J. Choi<sup>1</sup>, H. Kang<sup>1</sup>, E. Ito<sup>2</sup>, M. Hara<sup>2,3</sup>, J. Noh<sup>1</sup>  
<sup>1</sup>*Hanyang University (Korea)*, <sup>2</sup>*RIKEN (Japan)*, <sup>3</sup>*TITech (Japan)*

- MoP-21 **Chitosan-Quantum Dot Nanocomposite for Biomarker**  
 J.K. Kwon and I.J. Kang  
*Kyungwon University (Korea)*
- MoP-22 **A Study of the Angular Distribution of the Surface Plasmon Excitation Induced by a Metal/glass Discontinuity**  
D. Brissinger<sup>1</sup>, A.L. Lereu<sup>1</sup>, L. Salomon<sup>1</sup>, B. Cluzel<sup>1</sup>, T. Charvolin<sup>2</sup>, C. Dumas<sup>1</sup>,  
 A. Passian<sup>3,4</sup> and F. de Fornel<sup>1</sup>  
<sup>1</sup>*Institut Carnot de Bourgogne (France)*, <sup>2</sup>*CEA-Grenoble (France)*, <sup>3</sup>*Oak Ridge National Laboratory (USA)*, <sup>4</sup>*University of Tennessee (USA)*
- MoP-23 **Nanoparticle Thermoplasmonic Modulation**  
 R.H. Farahi<sup>1,2</sup>, A. Passian<sup>1,2</sup>, A.L. Lereu<sup>3</sup>, L. Tetard<sup>1,2</sup>, T.L. Ferrell<sup>2</sup> and T. Thundat<sup>1,2</sup>  
<sup>1</sup>*Oak Ridge National Laboratory (USA)*, <sup>2</sup>*University of Tennessee (USA)*, <sup>3</sup>*CINaM CNRS (France)*
- MoP-24 **Nearfield Excitation and Polarization Dependence of Single Nanorods**  
 A.L. Lereu<sup>1</sup>, A. Passian<sup>2,3</sup>, R.H. Farahi<sup>2,3</sup>, Ph. Dumas<sup>1</sup>, L. Tetard<sup>2,3</sup> and T. Thundat<sup>2,3</sup>  
<sup>1</sup>*CINaM CNRS (France)*, <sup>2</sup>*Oak Ridge National Laboratory (USA)*, <sup>3</sup>*University of Tennessee (USA)*
- MoP-25 **Photoinduced Current Signal Excited by Linearly Polarized Light Studied by STM on InAs Wire Structures**  
S. Katsui and T. Takahashi  
*The University of Tokyo (Japan)*
- MoP-26 **Band Profile around Grain Boundary of Cu(InGa)Se<sub>2</sub> Solar Cell Materials Investigated by Scanning Probe Microscopy**  
 M. Takihara<sup>1</sup>, T. Minemoto<sup>2</sup>, Y. Wakisaka<sup>2</sup> and T. Takahashi<sup>1</sup>  
<sup>1</sup>*The University of Tokyo*, <sup>2</sup>*Ritsumeikan University (Japan)*
- MoP-27 **Formation of Ni-silicide Nanowires by Atomic Force Microscope Lithography and Solid-Phase Reaction**  
H.F. Hsu and T.H. Chen  
*National Chung Hsing University (Taiwan, R.O.C.)*
- MoP-28 **Carbon Nanotube Network on Deep Si Trench by Atomic Force Microscope Anodization and Electrically Regrown Mask Lithography**  
 G. Kwon, T.J. Lee, J. Seo, J.B. Yoo, H. Chu, M. Kim and H. Lee  
*Hanyang University (Korea)*
- MoP-29 **Molecular Adsorption in Liquid on a Single Gold Nanowire Fabricated by Atomic Force Microscopy Nanolithography**  
 H.-Y. Lin, F.-J. Lin and H.-N. Lin  
*National Tsing Hua University (Taiwan, R.O.C.)*
- MoP-30 **Gold Colloid Glycerol Droplets Made by Nano-inkjet Printing Method Based on Dynamic-mode AFM**  
K. Kaisei, K. Kobayashi, H. Yamada and K. Matsushige  
*Kyoto University (Japan)*

- MoP-31 **Local Metal Deposition Using a Scanning Nanopipette Microscope by Constant Charge Control**  
S. Ito and F. Iwata  
*Shizuoka University (Japan)*
- MoP-32 **Self-assembled Formation of Uniform-height Cd Nanocrystals on Si(111)-(7x7) Surface**  
Y.P. Zhang and G.Q. Xu  
*National University of Singapore (Singapore)*
- MoP-33 **Electrostatic Force Spectra on InAs Quantum Dots on GaAs Obtained by AFM with a Conductive Tip**  
S. Yamada and T. Takahashi  
*The University of Tokyo (Japan)*
- MoP-34 **Investigating the Formation Mechanism of Ge/Si/Ge Composite Quantum Dots by Selective Chemical Etching**  
H.T. Chang<sup>1</sup>, C.-H. Lee<sup>2</sup>, S.L. Cheng<sup>1</sup>, S.W. Lee<sup>1</sup>  
<sup>1</sup>*National Central University,* <sup>2</sup>*National Taiwan University (Taiwan, R.O.C.)*
- MoP-35 **The Compositional Distribution of Ge Islands Grown by Ultra-high Vacuum Chemical Vapor Deposition**  
H.T. Chang<sup>1</sup>, C.-H. Lee<sup>2</sup> and S.W. Lee<sup>1</sup>  
<sup>1</sup>*National Central University,* <sup>2</sup>*National Taiwan University (Taiwan, R.O.C.)*
- MoP-36 **Template-Assisted Fabrication of Size-Tunable Silicon Nanodot Arrays on (001)Si Substrate**  
C.Y. Yang, C.F. Chuang, S.W. Lee and S.L. Cheng  
*National Central University (Taiwan, R.O.C.)*
- MoP-37 **Enhanced Growth of 2D Periodic Arrays of Low-Resistivity CoSi<sub>2</sub> Nanodots on SiGe Substrates**  
C.F. Chuang<sup>1</sup>, C.Y. Yang<sup>1</sup>, H.F. Hsu<sup>2</sup>, S.L. Cheng<sup>1</sup> and H. Chen<sup>1</sup>  
<sup>1</sup>*National Central University,* <sup>2</sup>*National Chung Hsing University (Taiwan, R.O.C.)*
- MoP-38 **Optical Properties of Iron Silicide Nanostructures Grown by Reactive Deposition Epitaxy on Silicon Substrates**  
H.F. Hsu<sup>1</sup>, H.Y. Wu<sup>1</sup>, S.L. Cheng<sup>2</sup>, D.Y. Lyu<sup>1</sup>, J.R. Gong<sup>1</sup> and T.Y. Lin<sup>3</sup>  
<sup>1</sup>*National Chung Hsing University,* <sup>2</sup>*National Central University,* <sup>3</sup>*National Taiwan Ocean University (Taiwan, R.O.C.)*
- MoP-39 **STM and LEED Investigations of Structural Phases of Bi on Ru(0001)**  
X.-J. Chu, H. Huang, Y. Huang, W. Chen, A.T.S. Wee and X.-S. Wang  
*National University of Singapore (Singapore)*
- MoP-40 **Two Dimensional Organization of C<sub>60</sub> on Alcanethiol Monolayers**  
A. Beimborn, P. Mehring, D. Weier and C. Westphal  
*TU Dortmund (Germany)*

- MoP-41 **Force Propagation in Single Cells Adhered on Micro-fabricated Substrate Measured by AFM**  
A.Okada, Y. Mizutani, S. Agus, H. Hosoi, M. Nakamura, K. Sueoka, K. Kawahara and T. Okajima  
*Hokkaido University (Japan)*
- MoP-42 **Fabrication of Self-assembled Biomolecule Layers on Au Nanodot Pattern for Bioelectronic Device**  
T. Lee<sup>1</sup>, M. Jung<sup>1</sup>, A.K. Yagati<sup>1</sup>, J. Min<sup>2</sup> and J.-W. Choi<sup>1</sup>  
<sup>1</sup>*Sogang University,* <sup>2</sup>*Kyungwon University (Korea)*
- MoP-43 **H<sub>2</sub>O<sub>2</sub> Detection Sensor Composed of Gold Nanoparticle and Cytochrome c Hybrid System Using STM**  
A.K. Yagati<sup>1</sup>, T. Lee<sup>1</sup>, J. Min<sup>2</sup> and J.-W. Choi<sup>1</sup>  
<sup>1</sup>*Sogang University,* <sup>2</sup>*Kyungwon University (Korea)*
- MoP-44 **Optimization of Surface Roughness Using Atomic Force Microscopy Measurements and Box-Behnken Methodology**  
K. Kandananond  
*Rajabhat University Valaya-Alongkorn (Thailand)*
- MoP-45 **A Sound Card Application for Cantilever Calibration**  
B. Tiribilli<sup>1</sup>, P. Paoletti<sup>1</sup>, M. Papi<sup>2</sup>, V. Pini<sup>3</sup>, F. Sbrana<sup>4</sup> and M. Vassalli<sup>5</sup>  
<sup>1</sup>*ISC-CNR (Italy),* <sup>2</sup>*University Cattolica (Italy),* <sup>3</sup>*IMM-CNM (Spain),* <sup>4</sup>*University Genova (Italy),* <sup>5</sup>*IBF-CNR (Italy)*
- MoP-46 **Fourier Transform Infrared Spectroscopy Using Mechanical Oscillators**  
L. Tetard<sup>1,2</sup>, A. Passian<sup>1,2</sup>, R.H. Farahi<sup>1</sup>, A. Lereu<sup>3</sup>, T. Thundat<sup>1,2</sup>  
<sup>1</sup>*Oak Ridge National Laboratory (USA),* <sup>2</sup>*University of Tennessee (USA),* <sup>3</sup>*CINaM CNRS (France)*

## **Exhibitor Presentation**

**May 10 (Monday), 2010**  
**15:35 - 16:40**

Chair: F. Iwata (Shizuoka University, Japan)

- 15:35 MoEX-01  
**Anfatec Instruments AG** [Booth #01]
- 15:40 MoEX-02  
**Asylum Technology/Asylum Research** [Booth #02]
- 15:45 MoEX-03  
**JPK Instruments AG** [Booth #03]
- 15:50 MoEX-04  
**NanoWorld AG** [Booth #04]
- 15:55 MoEX-05  
**OLYMPUS CORPORATION** [Booth #05]
- 16:00 MoEX-06  
**Park Systems** [Booth #06]
- 16:05 MoEX-07  
**Research Institute of Biomolecule Metrology Co., Ltd.** [Booth #07]
- 16:10 MoEX-08  
**Shoshin EM Corporation** [Booth #08]
- 16:15 MoEX-09  
**Syouei System Co., Ltd.** [Booth #09]
- 16:20 MoEX-10  
**SPECS GmbH** [Booth #10]
- 16:25 MoEX-11  
**Tec Corporation** [Booth #11]
- 16:30 MoEX-12  
**UNISOKU Co., Ltd.** [Booth #12]
- 16:35 MoEX-13  
**Veeco Instruments** [Booth #13]



## Author Index

### — A —

Afrin, R.	MoB-11
Afrin, R.	MoB-3
Afrin, R.	MoP-14
Afrin, R.	MoP-15
Agus, S.	MoP-41
Ahmad, F.	WeH-4
Alegria, A.	TuF-4
Alegría, A.	TuF-5
Allison, D.P.	MoB-4
Allison, D.P.	TuF-3
Antognozzi, M.	MoC-1
Antognozzi, M.	WeJ-4
Antognozzi, M.	WeK-1
Antognozzi, M.	MoP-02
Araújo, J.P.	WeI-3
Arinero, R.	TuF-4
Arinero, R.	TuF-5
Asenjo, A.	TuG-5

### — B —

Baptista, P.V.	WeI-3
Basso, M.	TuD-2
Baumgart, C.	TuE-5
Becker, T.	WeH-5
Behme, G.	MoP-05
Behr, P.	WeH-3
Behr, P.	WeK-2
Beimborn, A.	MoP-40
Biedermann, P.U.	TuE-6
Bijl, D.	WeH-3
Bijl, D.	WeK-2
Boisen, N.	MoB-4
Bozna, B.	WeH-2
Bozna, B.L.	MoA-3
Bozna, B.L.	MoP-13
Brissinger, D.	MoP-22
Brown, S.D.	TuF-3

### — C —

Cai, P.G.	MoP-10
Cai, P.G.	MoP-11
Carberry, D.M.	TuE-1
Carvalho, P.A.	WeI-3
Casuso, I.	MoP-03
Cerundolo, V.	MoA-3
Cerundolo, V.	MoP-13
Champneys, A.	MoP-01
Chang, H.T.	MoP-34
Chang, H.T.	MoP-35

Charvolin, T.	MoP-22
Chen, H.	MoP-37
Chen, H.-A.	WeK-3
Chen, T.	TuF-6
Chen, T.H.	MoP-27
Chen, W.	MoP-39
Cheng, S.L.	MoP-34
Cheng, S.L.	MoP-36
Cheng, S.L.	MoP-37
Cheng, S.L.	MoP-38
Cho, I.H.	MoP-08
Choi, J.	MoP-20
Choi, J.-W.	MoP-42
Choi, J.-W.	MoP-43
Chtcheglova, L.	WeH-4
Chtcheglova, L.A.	MoA-3
Chu, H.	MoC-5
Chu, H.	MoP-28
Chu, X.-J.	MoP-39
Chuang, C.F.	MoP-36
Chuang, C.F.	MoP-37
Chung, C.C.	MoC-5
Chung, C.C.	WeK-4
Cluzel, B.	MoP-22
Colchero, J.	WeJ-2
Colmenero, J.	TuF-4
Colmenero, J.	TuF-5
Cook, D.	TuE-2
Craig, J.	WeH-5
Creasey, R.	WeH-5
Czajkowsky, D.M.	MoA-2I

### — D —

Danzebrink, H.-U.	TuG-3
de Fornel, F.	MoP-22
Dietz, C.	TuG-6
Dieudonne, M.	MoA-3
Doktycz, M.J.	MoB-4
Doktycz, M.J.	TuF-3
Dörig, P.	WeH-3
Dörig, P.	WeK-2
Duman, M.	MoA-3
Duman, M.	WeH-2
Duman, M.	MoP-13
Dumas, C.	MoP-22
Dumas, Ph.	MoP-24

### — E —

Eaton, P.	WeI-3
Ebner, A.	MoA-3
Ebner, A.	WeH-6
Edwardson, J.M.	MoP-18

Eng, L.M.	TuF-11
Engledew, D.	MoC-1
Engledew, D.J.	MoP-02
Erbe, A.	TuE-6
Erina, N.	TuG-2
Ewald, M.	MoP-03

### — F —

Farahi, R.H.	MoP-12
Farahi, R.H.	MoP-23
Farahi, R.H.	MoP-46
Farahi, R.H.	MoP-24
Ferreiro-Vila, E.	WeI-2
Ferrell, T.L.	MoP-23
Fowlkes, J.D.	MoB-4
Fukami, Y.	MoP-06

### — G —

Gabi, M.	WeH-3
Gabi, M.	WeK-2
García-Martín, A.	WeI-2
García-Martín, J.M.	WeI-2
García-Pérez, B.	WeJ-2
García, R.	TuG-11
García, R.	TuG-4
García, R.	TuG-6
Gibson, C.	WeH-5
Gong, J.R.	MoP-38
González, M.U.	WeI-2
Grimellec, C.L.	MoP-03
Gruber, H.	WeH-6
Gruverman, A.	WeI-11
Gu, B.	TuF-3

### — H —

Haga, H.	MoB-2
Haga, H.	MoP-16
Hakari, T.	MoB-11
Hamou, R.F.	TuE-6
Han, C.	MoC-5
Han, C.	WeK-4
Hane, F.	WeJ-3
Hanna, S.	TuE-1
Hara, K.	TuE-3
Hara, M.	MoP-20
Harada, I.	MoP-14
Harada, I.	MoP-15
Harniman, R.	MoC-1
Harniman, R.	MoP-02
Haschke, H.	MoP-05
Haselgrübler, T.	WeH-6
Herruzo, E.T.	TuG-4

Herruzo, E.T.	TuG-6	Kaemmer, S.	TuG-2	Lee, S.W.	MoP-36
Hiasa, T.	MoP-06	Kageshima, M.	TuD-4	Lee, T.	MoP-42
Hiasa, T.T.	TuD-5	Kaisei, K.	MoP-30	Lee, T.	MoP-43
Hinterdorfer, P.	MoA-3	Kandanand, K.	MoP-44	Lee, T.J.	MoP-28
Hinterdorfer, P.	WeH-2	Kang, H.	MoP-20	Leonenko, Z.	WeJ-3
Hinterdorfer, P.	WeH-4	Kang, I.J.	MoP-08	Lereu, A.	MoP-12
Hinterdorfer, P.	WeH-5	Kang, I.J.	MoP-21	Lereu, A.	MoP-46
Hinterdorfer, P.	WeH-6	Kastner, M.	WeH-2	Lereu, A.L.	MoP-22
Hinterdorfer, P.	MoP-13	Katsui, S.	MoP-25	Lereu, A.L.	MoP-23
Hirata, Y.	MoC-2	Kawabata, K.	MoB-2	Lereu, A.L.	MoP-24
Hochleitner, M.	WeH-2	Kawabata, K.	MoP-16	Lesniewska, E.	MoP-03
Hoerber, J.K.H.	WeJ-4	Kawahara, K.	MoP-10	Li, Y.J.	TuD-4
Homer, M.	MoP-01	Kawahara, K.	MoP-11	Li, Y.J.	TuD-6
Hoshi, O.	MoP-19	Kawahara, K.	MoP-41	Li, Y.J.	WeI-4
Hosoi, H.	MoP-41	Khim, Z.G.	WeK-5	Lin, F.-J.	MoP-29
Hosokawa, Y.	TuD-3	Kienberger, F.	MoA-3	Lin, H.-N.	WeK-3
Hounsborne, C.	WeK-1	Kienberger, F.	WeH-2	Lin, H.-N.	MoP-29
Hsu, H.F.	MoP-27	Kim, K.J.	WeK-5	Lin, H.-Y.	MoP-29
Hsu, H.F.	MoP-37	Kim, M.	MoP-28	Lin, T.Y.	MoP-38
Hsu, H.F.	MoP-38	Kim, Y.S.	WeK-5	Liu, L.-N.	WeJ-11
Huang, H.	MoP-39	Kimura, K.	TuD-5	Lo, M.	TuE-2
Huang, Y.	MoP-39	Kimura, K.	MoP-06	Lyu, D.Y.	MoP-38
Huber, H.-P.	WeH-2	Kinoshita, Y.	WeI-4		
Hwang, I.-S.	MoC-3	Kjoller, K.	TuE-2		— M —
Hwang, I.-S.	TuG-3	Kobayashi, K.	MoC-2	Machida, S.	MoB-11
Hwu, E.-T.	TuG-3	Kobayashi, K.	TuD-3	Machida, S.	MoB-3
		Kobayashi, K.	TuD-5	Machida, S.	MoP-14
	— I —	Kobayashi, K.	MoP-06	Machida, S.	MoP-15
Iglesias-Freire, O.	TuG-5	Kobayashi, K.	MoP-30	Matsushige, K.	TuD-3
Ikai, A.	MoB-11	Kobori, T.	MoP-18	Matsushige, K.	MoP-30
Ikai, A.	MoB-3	Kokavec, J.	MoP-03	Mayer, B.	MoA-3
Ikai, A.	MoP-14	Kokawa, R.	TuD-5	Mazeran, P.E.	MoC-4
Ikai, A.	MoP-15	Kokawa, R.	MoP-06	Mehring, P.	MoP-40
Illers, H.	TuG-3	Korchev, Y.E.	WeH-11	Miles, M.	MoC-1
Israeloff, N.	TuF-5	Kumeta, M.	MoA-4	Miles, M.	MoP-01
Ito, E.	MoP-20	Kurachi, S.	TuD-4	Miles, M.J.	TuE-1
Ito, S.	MoP-31	Kuznetsov, S.	WeH-4	Miles, M.J.	MoP-02
Iwasaki, T.	MoP-06	Kwon, G.	MoC-5	Milhiet, P.-E.	MoP-03
Iwata, F.	WeJ-5	Kwon, G.	WeK-4	Min, J.	MoP-42
Iwata, F.	MoP-31	Kwon, G.	MoP-28	Min, J.	MoP-43
		Kwon, J.K.	MoP-21	Minemoto, T.	MoP-26
	— J —			Mizuguchi, Y.	WeJ-5
Jaafar, M.	TuG-5		— L —	Mizuoka, M.	MoP-17
Jaehnke, T.	MoP-05	Lee, C.-H.	MoP-34	Mizutani, T.	MoB-2
Jeong, A.R.	TuE-4	Lee, C.-H.	MoP-35	Mizutani, T.	MoP-16
Jo, W.	TuE-4	Lee, D.	MoP-04	Mizutani, Y.	MoP-10
Joy, D.C.	TuF-3	Lee, H.	MoC-5	Mizutani, Y.	MoP-11
Jung, M.	MoP-42	Lee, H.	WeK-4	Mizutani, Y.	MoP-41
Jusko, L.	TuG-3	Lee, H.	MoP-04	Moertelmaier, M.	MoA-3
		Lee, H.	MoP-28	Moon, J.W.	TuF-3
	— K —	Lee, S.W.	MoP-34	Moores, B.	WeJ-3
Kada, G.	MoA-3	Lee, S.W.	MoP-35	Mortensen, N.P.	MoB-4

Mortensen, N.P.	TuF-3	Payton, O.	MoP-01	Shin, C.H.	WeK-5
Müller, A.-D.	TuE-5	Pelletier, D.A.	TuF-3	Shin, R.H.	TuE-4
Müller, F.	TuE-5	Pereira, E.	WeI-3	Silberberg, Y.R.	MoA-4
	— N —	Pfleger, M.	MoA-3	Simpson, S.H.	TuE-1
Naitoh, Y.	TuD-4	Phelps, T.J.	TuF-3	Sitte, H.	WeH-6
Naitoh, Y.	TuD-6	Phillips, D.B.	TuE-1	Smith, G.D.	MoP-18
Nakaji, M.	MoB-3	Picco, L.	MoC-1	Sohn, B.-H.	WeK-5
Nakamura, M.	MoP-41	Picco, L.	MoP-01	Soullier, J.	MoP-03
Nakayama, T.	MoB-11	Picco, L.	MoP-02	Stiefel, P.	WeK-2
Nakayama, T.	MoB-3	Pini, V.	TuD-2	Su, P.-H.	MoC-3
Nakayama, T.	MoP-14	Pini, V.	MoP-45	Sueoka, K.	MoP-41
Nakayama, T.	MoP-15	Polzella, P.	MoA-3	Sugawara, Y.	TuD-4
Nakayama, T.W.	MoP-14	Polzella, P.	MoP-13	Sugawara, Y.	TuD-6
Nasrallah, H.	MoC-4	Prater, C.	TuE-2	Sugawara, Y.	WeI-4
Nataro, J.P.	MoB-4		— Q —	Sugihara, T.	MoP-06
Natoh, Y.	WeI-4	Quaresma, P.	WeI-3	Sun, S.	MoP-09
Neundlinger, I.	MoA-3		— R —	Suresh, A.K.	TuF-3
Neves, C.S.	WeI-3	Rang, M.	WeH-2	Sweeney, R.	TuF-5
Nishino, S.	MoP-17	Rankl, C.	MoA-3		— T —
Noel, O.	MoC-4	Rankl, C.	WeH-6	Takahashi, T.	TuE-3
Noh, J.	MoP-20	Rankl, C.	MoP-13	Takahashi, T.	MoP-25
	— O —	Riedel, C.	TuF-4	Takahashi, T.	MoP-26
Oberleithner, H.	WeH-6	Riedel, C.	TuF-5	Takahashi, T.	MoP-33
Ogawa, T.	TuD-4	Rohwerder, M.	TuE-6	Takeuchi, O.	MoP-07
Oh, Y.J.	WeH-2		— S —	Takeyasu, K.	MoA-4
Ohata, M.	MoP-06	Salio, M.	MoA-3	Takihara, M.	MoP-26
Ohta, M.	TuD-5	Salio, M.	MoP-13	Tamura, K.	MoB-2
Okada, A.	MoP-41	Salomon, L.	MoP-22	Tamura, K.	MoP-16
Okajima, T.	MoP-10	Sandford, R.	MoP-18	Taninaka, A.	MoP-07
Okajima, T.	MoP-11	Sarajlic, E.	WeH-3	Tenjin, K.	TuD-6
Okajima, T.	MoP-41	Sarajlic, E.	WeK-2	Tetard, L.	MoP-12
Onishi, H.	TuD-5	Satou, T.	WeI-4	Tetard, L.	MoP-23
Onishi, H.	MoP-06	Sbrana, F.	MoP-45	Tetard, L.	MoP-24
Owen, R.	MoP-05	Scheuring, S.	WeJ-11	Tetard, L.	MoP-46
Oyabu, N.	MoC-2	Scheuring, S.	MoP-03	Thundat, T.	MoP-12
Oyabu, N.	TuD-5	Scheutz, G.J.	MoA-3	Thundat, T.	MoP-23
Oyabu, N.	MoP-06	Schmidt, H.	TuE-5	Thundat, T.	MoP-24
	— P —	Schwartz, G.A.	TuF-4	Thundat, T.	MoP-46
Padgett, M.J.	TuE-1	Schwartz, G.A.	TuF-5	Tiribilli, B.	TuD-2
Palacios-Lidón, E.	WeJ-2	Sekiguchi, H.	MoB-11	Tiribilli, B.	MoP-45
Paoletti, P.	MoP-45	Sekiguchi, H.	MoB-3	Tokumoto, H.	MoA-1PL
Paoletti, P.	TuD-2	Sekiguchi, H.	MoP-15	Tordjeman, P.	TuF-4
Papi, M.	MoP-45	Seo, J.	MoP-28	Tordjeman, Ph.	TuF-5
Park, J.-Y.	TuF-2	Seo, Y.	MoP-04	Trevino-Dopatka, S.	MoB-4
Passian, A.	MoP-12	Shao, Z.	MoA-2I	Tsuchiya, M.	MoP-10
Passian, A.	MoP-22	Sharma, S.	WeH-5	Tsuchiya, M.	MoP-11
Passian, A.	MoP-23	Shepherd, D.	MoA-3		— U —
Passian, A.	MoP-24	Shepherd, D.	MoP-13	Umeda, K.	MoC-2
Passian, A.	MoP-46	Shigekawa, H.	MoP-07	Ushiki, T.	WeJ-5
				Ushiki, T.	MoP-19

— V —

Vassalli, M.	TuD-2
Vassalli, M.	MoP-45
Vitrey, A.	WeI-2
Voelcker, N.	WeH-5
Vorholt, J.	WeK-2
Vörös, J.	WeH-3
Vörös, J.	WeK-2

— W —

Wakisaka, Y.	MoP-26
Wan, L.-J.	TuF-6
Wang, W.	TuF-3
Wang, X.-S.	MoP-39
Watanabe, K.	TuD-5
Watanabe, K.	MoP-06
Wee, A.T.S.	MoP-39
Weier, D.	MoP-40
Westphal, C.	MoP-40
Wildling, L.	WeH-6
Wong, J.T.Y.	MoP-09
Wu, H.Y.	MoP-38

— X —

Xu, G.Q.	MoP-32
----------	--------

— Y —

Yagati, A.K.	MoP-42
Yagati, A.K.	MoP-43
Yamada, H.	MoC-2
Yamada, H.	TuD-11
Yamada, H.	TuD-3
Yamada, H.	TuD-5
Yamada, H.	MoP-06
Yamada, H.	MoP-30
Yamada, S.	MoP-33
Yamazaki, M.	TuD-5
Yang, C.-W.	MoC-3
Yang, C.Y.	MoP-36
Yang, C.Y.	MoP-37
Yoo, J.B.	MoC-5
Yoo, J.B.	MoP-28
Yoshino, T.	MoP-17

— Z —

Zambelli, T.	WeH-3
Zambelli, T.	WeK-2
Zhang, Y.P.	MoP-32
Zhu, R.	MoA-3
Zhu, R.	MoP-13

# 3rd Floor

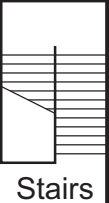
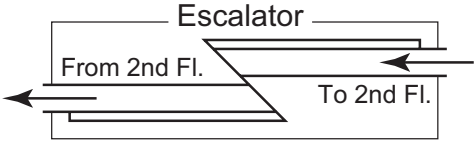
## Miyabi Room

Poster Session  
Company Exhibition  
Coffee Service

## Ohgi Room

Oral Session  
Exhibitor Presentation

Registration Desk



EV

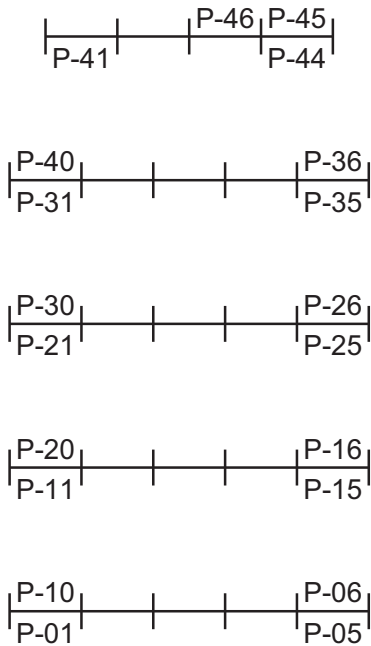
Rest Rooms

# Miyabi Room

Coffee Service

- #06
- #05
- #04
- #03
- #02
- #01

- #07
- #08
- #09
- #10
- #11
- #12
- #13



Exhibitor Booth

Poster Session